


Step 1: Write your ideas for your comic





A comic strip is no different from writing a short story. It still needs a beginning, middle and ending.



Step 2: Draw a simple sketch with a pencil


Use basic shapes to draw out your characters. Sketch in the speech bubbles and sound effects. Use a pencil.



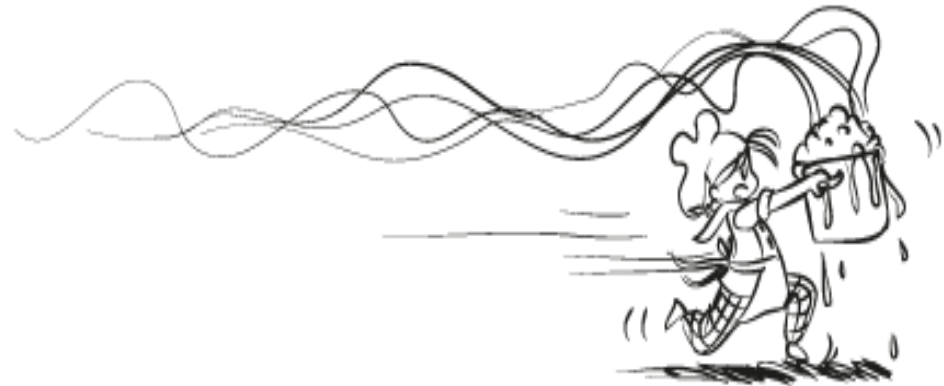
Step 3: Add details

Add any extra details, such as facial expression and movement lines. And also draw in the background for each frame.


facial expression



movement lines



background



Step 4: Go over your comic in pen

Now, you can finally use a pen or a felt-tip pen to go over your pencil drawings and rub out any pencil lines.

